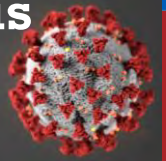


DSHS Region 8

Coronavirus
Update
10/21/2020

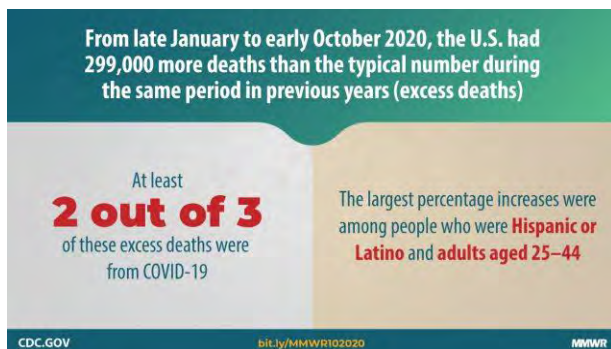


Region 8 Responds

The Regional Health and Medical Operations Center (RHMOCC) is open 8am to 5pm Monday through Friday. Please send inquiries, questions, subscription requests or reports to Region8COVID-19@dshs.texas.gov or call 210-949-2121. **Please Note: The Region 8 Daily Update is intended for emergency managers, elected officials, infection preventionists and public health stakeholders. We encourage you to share with appropriate entities, but we do not consent to posting the Daily Update on social media platforms. Anyone who would like to receive the Daily Update can request to be added to the distribution list by emailing Region8COVID-19@dshs.texas.gov**

Excess Deaths Associated with COVID-19 in the U.S. from January 26 – October 3, 2020

The Centers for Disease Control and Prevention (CDC) in the early release of its Morbidity and Mortality Weekly Report (MMWR) says that of October 15, 216,025 deaths from COVID-19 have been reported in the United States; however, this might underestimate the total impact of the pandemic on mortality. Overall, an estimated 299,028 excess deaths occurred from late January through October 3, 2020, with 198,081 (66%) excess deaths attributed to COVID-19. The largest percentage increases were seen among adults aged 25-44 and among Hispanic or Latino persons. These results inform efforts to prevent mortality directly or indirectly associated with the COVID-19 pandemic, such as efforts to minimize disruptions to health care.



This report demonstrates important trends and demographic patterns in excess deaths that occurred during the COVID-19 pandemic. CDC continues to recommend the use of masks, frequent handwashing, and maintenance of social distancing to prevent COVID-19. For more, see <https://www.cdc.gov/mmwr/volumes/69/wr/pdfs/mm6942e2-H.pdf>

COCA Call: Leveraging Existing Resources to Meet the Challenges Faced by People Who Use Drugs or Who Have Substance Use Disorders during the COVID-19 Pandemic

The Centers for Disease Control and Prevention's (CDC) Clinical Outreach and Communication Activity (COCA) will host a webinar addressing People Who Use Drugs or Who Have Substance Abuse Disorders during the COVID-19 Pandemic on **Thursday, October 22 at from 1 to 2 p.m. CT**. A few minutes before the webinar starts, please click on the Zoom link below to join:

<https://www.zoomgov.com/j/1609288166>

Or Telephone: Dial (for higher quality, dial a number based on your current location): US: +1 669 254 5252 or +1 646 828 7666

Webinar ID: 160 928 8166

RHMOC Question of the Week: *I was exposed to COVID-19 but I do not have any symptoms, why must I quarantine for 14 days?*

Quarantine helps prevent spread of COVID-19 before a person knows they are sick or if they are infected with the virus without feeling symptoms. If you are in quarantine because of exposure to someone with COVID-19, you must

- stay home for 14 days,
- separate yourself from others and
- monitor your health.

If you do not develop COVID-19 within the 14 day quarantine period, you were not infected as a result of your exposure and you may resume your normal activities.

Based on feedback received from our daily Coronavirus Update [survey](#), we will now highlight questions from our subscribers each week! If you would like to submit a question for consideration, please email Region8COVID-19@dshs.texas.gov.

COVID-19 Testing Sites

Registration for mobile testing sites is now available at <https://Texas.curativeinc.com/welcome>. For walk-up sites, registration can be completed on site. For more information on additional test sites state-wide, visit <https://txcovidtest.org>. For more information on San Antonio testing sites, click [here](#). Hospitals and doctors' offices may also provide testing.



TEXAS
Health and Human
Services

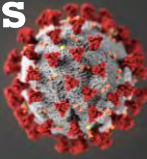
Texas Department of State
Health Services

Dept. of State Health Services
7430 Louis Pasteur
San Antonio, TX 78229
(210) 949-2000 phone
(210) 949-2015 fax

dshs.texas.gov/coronavirus

DSHS Region 8

Coronavirus
Update
10/21/2020



COVID-19 Cases at a Glance

Texas			USA			World			
838,809			8,249,011			40,665,438			
REGION 8	Case Type			Status			Summary		
	Pending Investigation	Confirmed	Probable	Active	Recovered	Deaths	Total	New	
	1112	82154	13974	2435	77648	1999	97240	+366	
Counties									
Atascosa	93	1158	197	3	1429	16	1448	+8	
Bandera	4	180	21	4	198	3	205	+1	
Bexar	0	51876	11718	1428	45778	1230	63594	+168	
Calhoun	105	775	12	9	875	8	892	-	
Comal	0	2834	843	109	3448	120	3677	+18	
DeWitt	0	1013	0	30	929	54	1013	+6	
Dimmit	9	259	5	9	261	3	273	+6	
Edwards	3	65	0	0	68	0	68	+2	
Frio	33	750	34	2	810	5	817	-	
Gillespie	17	334	22	11	360	2	373	+1	
Goliad	0	157	43	3	193	4	200	-	
Gonzales	57	1053	36	23	1114	9	1146	+15	
Guadalupe	409	3393	332	20	4071	43	4134	+8	
Jackson	42	596	3	11	623	7	641	+2	
Karnes	55	447	22	4	511	9	524	-	
Kendall	35	342	118	0	490	5	495	+1	
Kerr	50	629	70	36	702	11	749	+7	
Kinney	6	59	1	10	56	0	66	-	
LaSalle	0	136	4	6	130	4	140	+3	
Lavaca	66	1045	28	31	1095	13	1139	+6	
Maverick	0	4084	0	360	3588	136	4084	+57	
Medina	12	890	329	33	1168	30	1231	+11	
Real	2	120	1	1	120	2	123	+14	
Uvalde	0	824	34	10	808	40	858	-	
Val Verde	0	2431	0	174	2133	124	2431	+10	
Victoria	0	4232	9	67	4079	95	4241	+8	
Wilson	63	920	79	4	1038	20	1062	+4	
Zavala	33	419	13	32	427	6	465	+9	
Correctional/ICE Facilities									
TDCJ†	0	791	0	2	789	0	791	-	
ICE‡	9	304	0	3	310	0	313	+1	
Other§	9	38	0	0	47	0	47	-	
†DeWitt: Stevenson Unit (65); Frio: Briscoe Unit (25); Medina: Ney Unit (175), Torres Unit (194); Karnes: Connally Unit (332); LaSalle: Cotulla Unit (220)							Total	New	
‡Frio County (201), Karnes County (112), LaSalle County (13)							17860	+96	
§Atascosa County Jail (14), Dimmit County Jail (15), Guadalupe County Jail (7), Jackson County Jail (1), Karnes County Jail (2), Kinney County Det. Fac. (7), Uvalde County Jail (1)							Community Cases	16709	+95
							Inmate†/Detainee‡ Cases	1151	+1
Region 8 Case Summary							Local Health Entities*	79380	+270
*Bexar, Comal, DeWitt, Goliad, LaSalle, Maverick, Val Verde & Victoria Counties							TOTAL	97240	+366

Recovery Counts: Region 8 is no longer conducting active case monitoring and will report estimated recovery counts using a time-based strategy to determine the date that a case is no longer likely to be infectious.



TEXAS
Health and Human
Services

Texas Department of State
Health Services

Dept. of State Health Services
7430 Louis Pasteur
San Antonio, TX 78229
(210) 949-2000 phone
(210) 949-2015 fax

dshs.texas.gov/coronavirus